

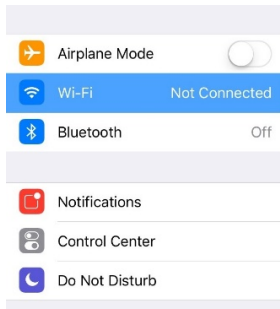
# Home Connect

How to Connect at Home.

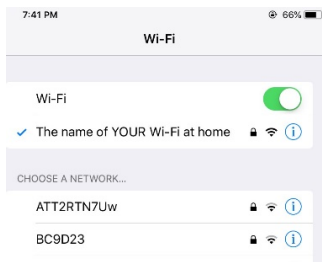
Tap Settings on your student iPad.



Tap Wi-Fi.



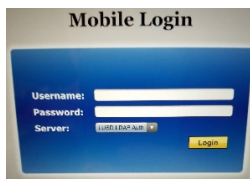
Choose your Home Wi-Fi and Connect.



Go back to your Home Screen and tap the Home Connect app.



Home Connect will bring up the Mobile Login screen.



Log in using your Google user name and password (User Name is: first initial, period, last name, last four digits of student ID number - For example: j.garcia1234) Password is CA student ID number, then an exclamation mark. For example: CA19001234! Do **NOT** use @lsusd.net.



The image shows a 'Mobile Login' form with a blue header. Below the header is a blue box containing the login fields. The 'Username' field contains 'j.garcia1234'. The 'Password' field contains a series of dots. The 'Server' dropdown menu is set to 'LUSD LDAP Auth'. A yellow 'Login' button is located to the right of the password field, with a red arrow pointing to it. At the bottom right of the form, it says 'Powered by iBoss Enterprise 11'.

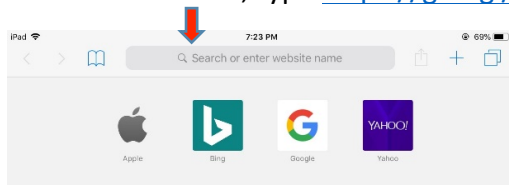
If the Google home page opens up, you know you're ready to go.

If the Home Connect app does not bring you to the Mobile Login screen,

Try using your Safari browser, select Safari



In the address bar, type <https://goo.gl/y8nhL5> and select Go, follow the Mobile Login process



If none of these options work,

Call the iPad Help Line at (619) 390-2677,

Or send an email to [ipadhelp@lsusd.net](mailto:ipadhelp@lsusd.net)